

Tessellating Pinwheels

Finished Quilt: 64" x 80"

Finished Blocks: 16"

Materials

Light blue - ½ yard..

Red - ½" yard.

Light pink - 1 1/3yards.

Dark blue - 3 yards.

Cutting

From the *light blue*, cut:

6 strips, 2 ½" x 42"

From the *red*, cut:

6 strips, 2 ½" x 42"

From the *light pink*, cut:

6 strips, 4 ½" x 42"

6 strips, 2 ½" x 42" for step 2.

6 border strips, 2 ½" x 42"


From the *dark blue*, cut:

6 strips, 2 ½" x 42"

6 strips, 4 ½" x 42"


7 border strips, 6 ½" x 42"

7 binding strips, 2 ½" x 42"




Making the Blocks


1. Sew together a 4 ½" light pink strip, a 2 ½" dark blue strip and a 2 ½" light blue strip. Make 6 strips sets. Cut 48 segments, 4 ½" wide.



2. Sew together, 2 ½" red strip, 2 ½" light pink strip, and a 4 ½" dark blue strip. Make 6 strips sets. Cut 48 segments, 4 ½" wide.



3. Sew a segment together from each of steps 1 and 2 to make quarter blocks as shown. Join 4 quarters to complete the 12 blocks.



4. Sew the blocks into 4 rows with 3 blocks in each row. Sew the rows together. Add the borders and finish as desired.

Pattern provided courtesy of Gayle Bong.
www.gaylebong.com